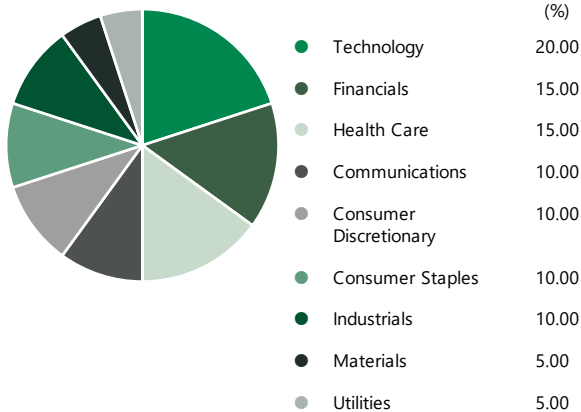


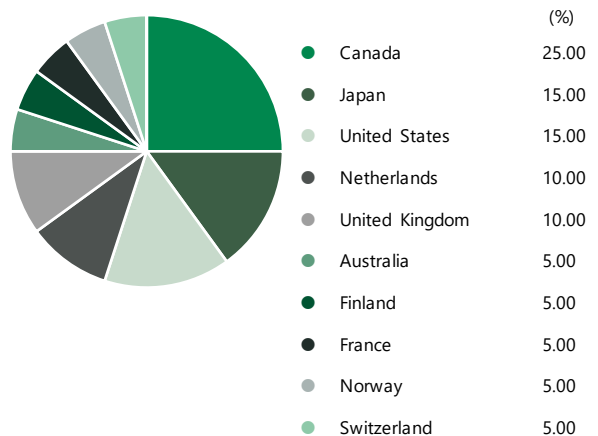
Better Equality Basket details

Underlying (20)	(%)
Agnico Eagle Mines Ltd (AEM CT EQUITY)	5.00
ASML Holding N.V. (ASML NA EQUITY)	5.00
AstraZeneca Plc (AZN LN EQUITY)	5.00
CGI Inc. (GIB/A CT EQUITY)	5.00
Cie Generale des Etablissements Michelin (ML FP EQUITY)	5.00
Cisco Systems, Inc. (CSCO UW EQUITY)	5.00
CSL Limited (CSL AT EQUITY)	5.00
Cummins Inc. (CMI UN EQUITY)	5.00
General Mills Inc. (GIS UN EQUITY)	5.00
Kone OYJ (KNEBV FH EQUITY)	5.00
Koninklijke Ahold Delhaize NV (AD NA EQUITY)	5.00
National Bank of Canada (NA CT EQUITY)	5.00
Partners Group Holding AG (PGHN SE EQUITY)	5.00
Sekisui House Limited (1928 JT EQUITY)	5.00
Shionogi & Co., Limited (4507 JT EQUITY)	5.00
SSE PLC (SSE LN EQUITY)	5.00
Telenor ASA (TEL NO EQUITY)	5.00
Telus Corporation (T CT EQUITY)	5.00
The Toronto-Dominion Bank (TD CT EQUITY)	5.00
Tokyo Electron Limited (8035 JT EQUITY)	5.00

Sectorial Allocation



Geographic Allocation

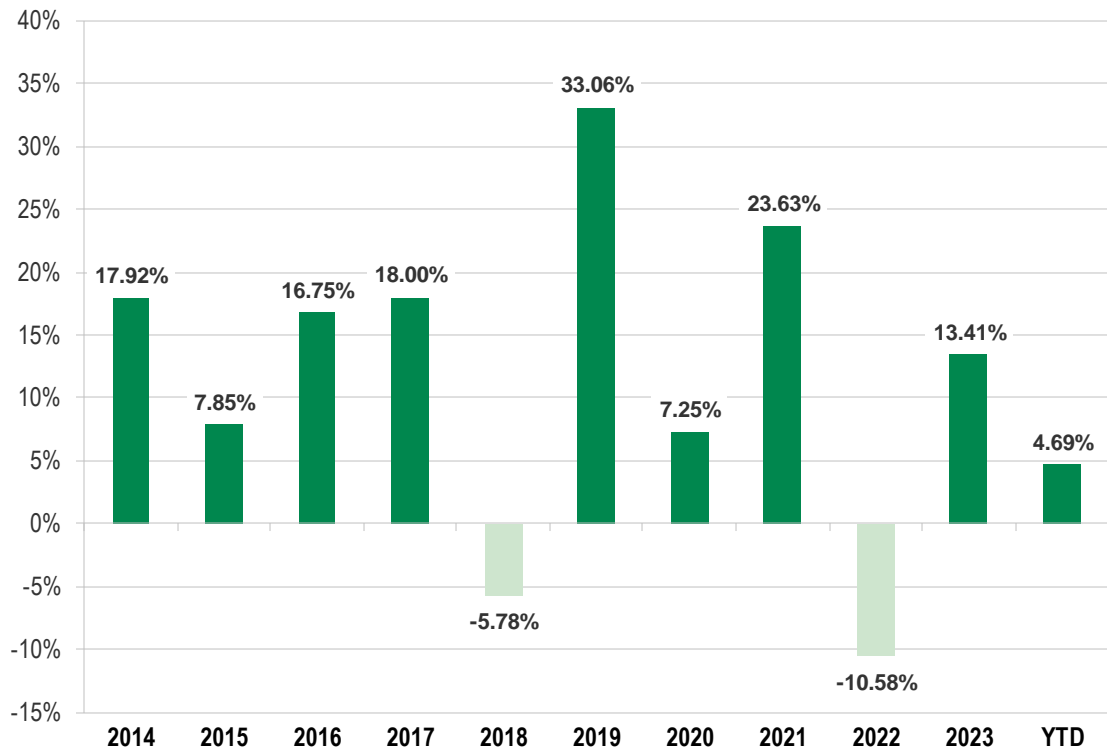


Values as of February 29, 2024. Provided for illustrative purposes only. Past performance is not indicative of future returns

For advisor internal use only.

If there is a discrepancy between the information provided in this document and the products characteristics provided in the investment agreement, the later prevail.

Better Equality Basket performance by year

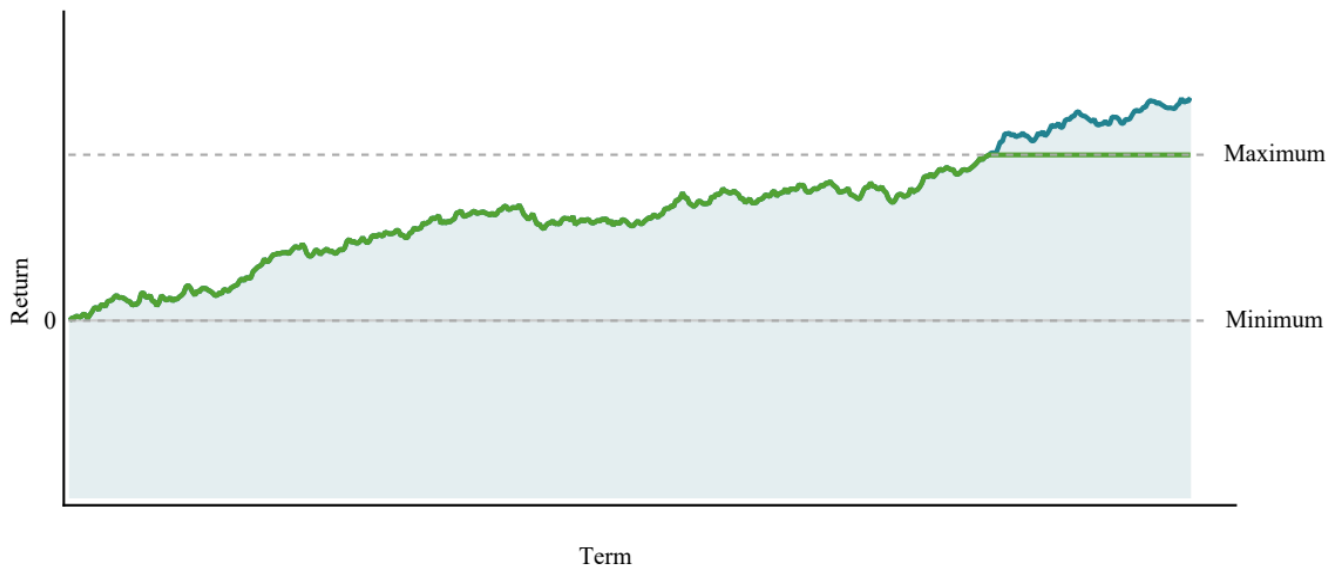


Better Equality Basket performance by period

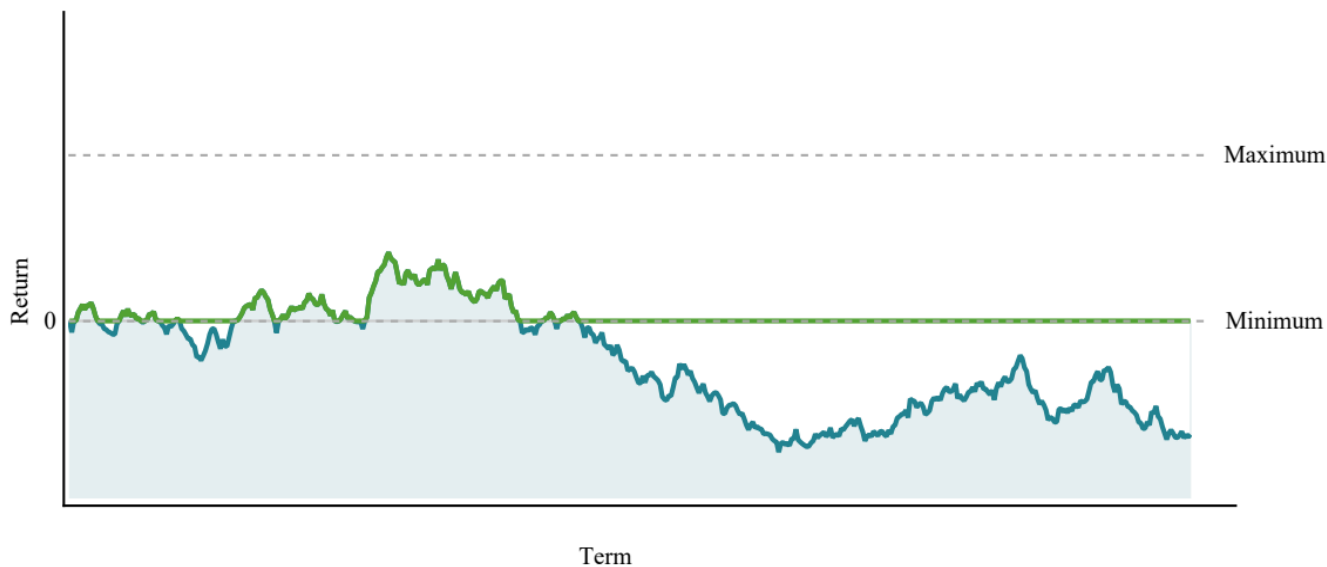
Period	1 year	2 years	3 years	4 years	5 years	10 years
Performance	13.32%	5.16%	8.42%	11.91%	13.11%	14.08%

Annual
Compound
Returns
(%)

Example of bull market performance



Example of bear market performance



— Cumulative investment return

— Cumulative return of the investment components on the stock markets